


Features:

- 123MHz or 127MHz
- Low Noise Figure
- High Linearity
- Low Input Impedance
- Low Magnetism
- Low Power Consumption
- Miniature Size: 0.74"X0.50"X0.29"



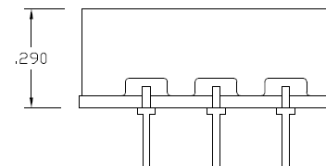
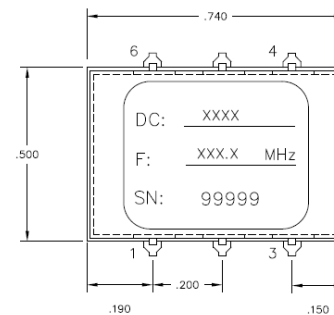
Picture shown is actual size

Applications:

This pre-amp has very small footprint and is specially designed for multi-channel MRI coil applications.

Specifications:

- Input impedance: 2 Ohm typical
- Input phase: $180 \pm 5^\circ$
- Max input protected power: 30dBm
- Gain: 27 dB
- DC Voltage: $10 \pm 0.5V$
- Output return loss: -15dB
- NF: 0.4dB (0.5dB Max.)
- IP3: 20dBm
- DC current: 12 mA typical



Outline Drawing

Pin 1: RF Input
Pin 4: RF Output/DC Supply(C-option)
Pins 2,3,6: Ground
Pin 5: floating(C-option) or DC supply

Order information:
MPE123271C for 123MHz
MPE128271C for 128MHz

Note: for customers needing DC bias supply through pin 5, drop the ending letter "C"